

# Hurricane Fiona: Applications for Individual Assistance - 11/5/2022

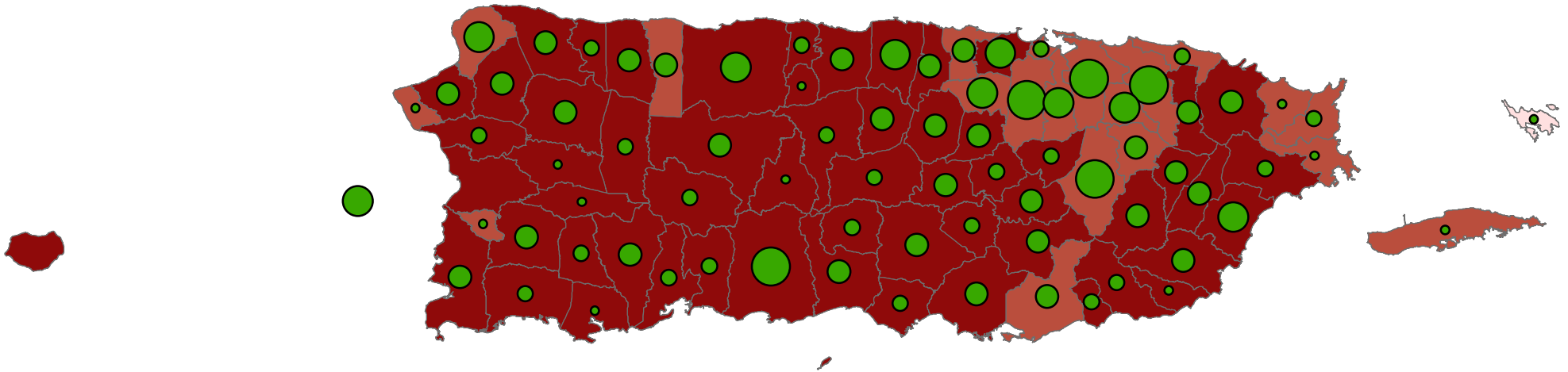


Figure: Map of Total Individual Assistance Applications and Applications per Household as of November 5, 2022

**Total Applications: 1,216,049**

**Applications in the last week: 20,873**

**Housing Assistance Referrals 264,562**

**Housing Assistance Referrals in the last week: 7,673**

**Total Inspections: 91,179**

**Inspections in the last week: 8,423**

**Assistance received**

**Have received Critical Needs Assistance (\$700): 497,425**

**Have received Other Needs Assistance (more than \$700): 161,836**

**Have received Housing Assistance: 8,473**

- 1,216,049 applications is equal to 100 applications per 100 households.

- 57 municipios have recorded more applications than the estimated total number of households

-Culebra had the lowest rate of applications with 56 applications per 100 households.

Inspections, Eligibility, and Awards

-264,562 applicants have been referred for housing assistance, 22% of total applications

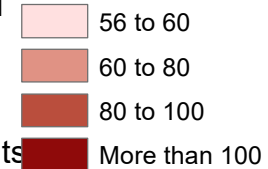
- 57% of applicants have been found to be eligible for assistance. Of these 71% received \$700, the default award for Critical Needs Assistance.

- Of the 256,515 determinations for housing assistance, 8,473 applicants have received some sort of housing assistance.

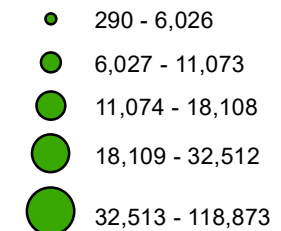
- 9,044 applications have been rejected in part or in whole for proof of ownership issues, 4% of all determinations

## Legend

### Applications per 100 households



### Total Applications



Source: OpenFEMA Individual Assistance Datasets, dated November 5, 2022

Author: Ellen Stone Households data, U.S. Census Bureau  
Date: November 7, 2022 2016-2020 American Community Survey 5-Year Estimates