

# Hurricane Fiona: Applications for Individual Assistance - 11/19/2022

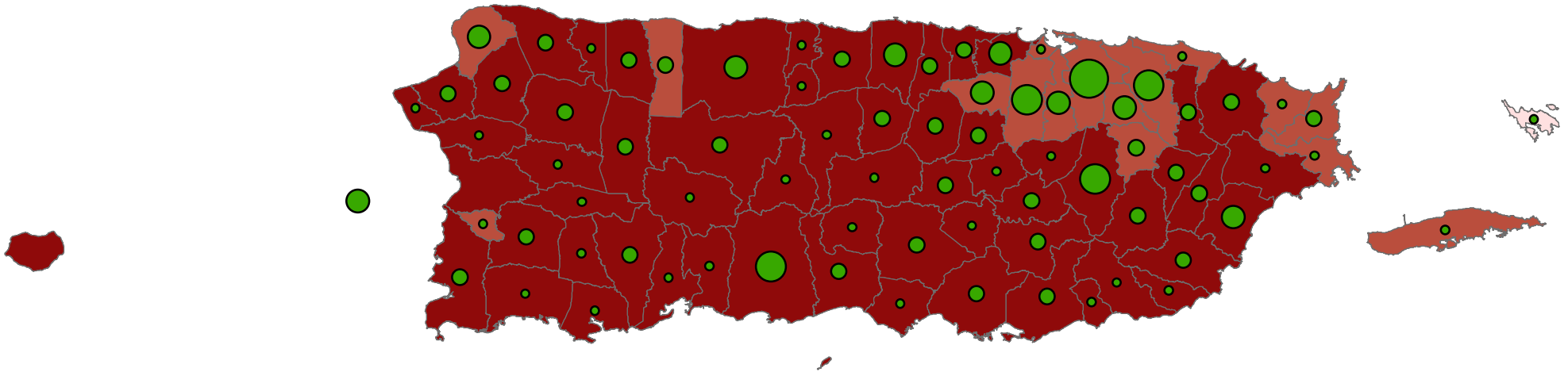


Figure: Map of Total Individual Assistance Applications and Applications per Household as of November 19, 2022

**Total Applications: 1,233,340**

**Applications in the last week: 7,401**

**Housing Assistance Referrals: 272,873**

**Housing Assistance Referrals in the last week: 3,817**

**Total Inspections: 104,063**

**Inspections in the last week: 5,771**

**Assistance received**

**Have received Critical Needs Assistance (\$700): 505,992**

**Have received Other Needs Assistance ( more than \$700): 165,446**

**Have received Housing Assistance: 9,491**

- 1,225,939 applications is equal to 102 applications per 100 households.

- 61 municipios have recorded more applications than the estimated total number of households

-Culebra had the lowest rate of applications with 57 applications per 100 households.

Inspections, Eligibility, and Awards

-272,873 applicants have been referred for housing assistance, 22% of total applications

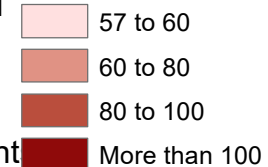
- 58% of applicants have been found to be eligible for assistance. Of these 71% received \$700, the default award for Critical Needs Assistance.

- Of the 267,617 determinations for housing assistance, 9,491 applicants have received some sort of housing assistance.


- 10,799 applications have been rejected in part or in whole for proof of ownership issues, 4% of all determinations

## Legend

### Applications per 100 households



### Total Applications



Source: OpenFEMA Individual Assistance Datasets, dated November 19, 2022

Households data, U.S. Census Bureau

2016-2020 American Community Survey 5-Year Estimates