

# Hurricane Fiona: Applications for Individual Assistance - 11/12/2022

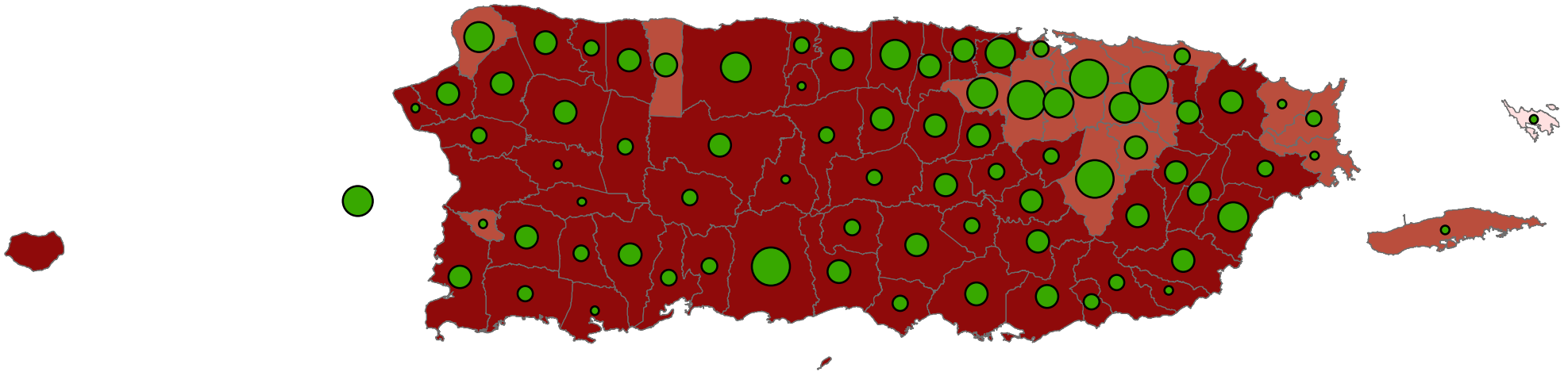


Figure: Map of Total Individual Assistance Applications and Applications per Household as of November 12, 2022

**Total Applications: 1,225,939**

**Applications in the last week: 9,890**

**Total Housing Assistance Referrals: 269,056**

**Housing Assistance Referrals in the last week: 4,494**

**Total Inspections: 98,292**

**Inspections in the last week: 7,113**

**Assistance received**

**Have received Critical Needs Assistance (\$700): 505,588**

**Have received Other Needs Assistance ( more than \$700): 163,731**

**Have received Housing Assistance: 9,057**

- 1,225,939 applications is equal to 101 applications per 100 households.

- 60 municipios have recorded more applications than the estimated total number of households

-Culebra had the lowest rate of applications with 57 applications per 100 households.

Inspections, Eligibility, and Awards

-269,065 applicants have been referred for housing assistance, 22% of total applications

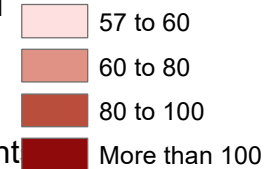
- 58% of applicants have been found to be eligible for assistance. Of these 71% received \$700, the default award for Critical Needs Assistance.

- Of the 263,200 determinations for housing assistance, 9,057 applicants have received some sort of housing assistance.

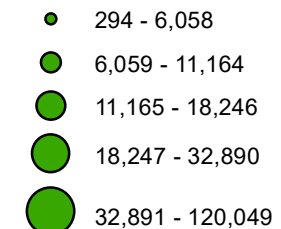
- 9,949 applications have been rejected in part or in whole for proof of ownership issues, 4% of all determinations

## Legend

### Applications per 100 households



### Total Applications



Source: OpenFEMA Individual Assistance Datasets, dated November 12, 2022

Author: Ellen Stone

Households data, U.S. Census Bureau

Date: November 16, 2022 2016-2020 American Community Survey 5-Year Estimates