



Expunction & non-disclosure estimates

October 29, 2024



Dataset characteristics

- 114 files with 5 different ways to parse each line
- November 1, 1906 to March 20, 2024
- 23,667,738 records
- 19,582,448 cases/charges
- 6,758,344 individuals
- 14,579 unique charge codes
- 60 unique case statuses

Expunction eligibility

4,399,867 All dismissed and not guilty cases

4,059,433 Cases eligible for expunction

3,894,735 *Eligible cases that were **dismissed***

64,261 *Eligible cases that were **not guilty** (1.5% of eligible)*

101,051 *Eligible cases under the permitless carry expansion (2.5% of eligible)*

288,883 Cases eligible in the future

71,164 Cases that will never be eligible

8,436 Cases still pending charge categories

Non-disclosure eligibility

15,182,581 All cases with a conviction or deferred adjudication

1,334,975 Cases eligible for non-disclosure

764,859 *Eligible cases that went through **deferred adjudication***

570,016 *Eligible cases that were **first time misdemeanor convictions***

Distribution by Sex

- Sex - 72% Male, 28% Female
 - Expunction - 72.7% Male, 27.2% Female
 - Non-disclosure - 71.0% Male, 29.0% Female

Distribution by Race, and Ethnicity

Counts of Eligible Cases by Race and Ethnicity

	Hispanic	Non Hispanic	Unknown
Asian	812	27,879	15,001
Black	5,107	515,511	165,190
Indigenous	1,436	4,108	1,196
Unknown	7,087	3,356	4,399
White	958,395	1,140,495	589,621

Distribution by Race, and Ethnicity

Percentage of Eligible Cases by Race and Ethnicity

(values in parentheses are the census distributions of said race and ethnicities)

	Hispanic	Non Hispanic	Unknown
Asian	0.02%	0.81% (5.36%)	0.44%
Black	0.15%	14.99% (11.82%)	4.80%
Indigenous	0.04%	0.12% (0.10%)	0.03%
Unknown	0.21%	0.10% (0.39%)	0.13%
White	27.86%	33.16% (39.75%)	17.14%
Overall	28.28% (39.26%)	49.17% (57.42%)	22.54%

Distribution by Race, and Ethnicity - Expunction

Counts of Eligible Expunction Cases by Race and Ethnicity

	Hispanic	Non Hispanic	Unknown
Asian	623	18,231	9,640
Black	4,206	423,365	123,885
Indigenous	1,127	2,883	811
Unknown	4,489	2,006	3,016
White	726,154	823,321	386,481

Distribution by Race, and Ethnicity - Expunction

Percentage of Eligible Expunction Cases by Race and Ethnicity

(values in parentheses are the census distributions of said race and ethnicities)

	Hispanic	Non Hispanic	Unknown
Asian	0.02%	0.72% (5.36%)	0.38%
Black	0.17%	16.73% (11.82%)	4.90%
Indigenous	0.04%	0.11% (0.10%)	0.03%
Unknown	0.18%	0.08% (0.39%)	0.12%
White	28.70%	32.54% (39.75%)	15.27%
Overall	29.11% (39.26%)	50.19% (57.42%)	20.70%

Distribution by Race, and Ethnicity - Non-disclosure

Counts of Eligible Non-disclosure Cases by Race and Ethnicity

	Hispanic	Non Hispanic	Unknown
Asian	288	12,450	6,557
Black	1,440	143,023	53,494
Indigenous	458	1,661	484
Unknown	3,043	1,545	1,518
White	323,490	452,547	245,692

Distribution by Race, and Ethnicity - Non-disclosure

Percentage of Eligible Non-disclosure Cases by Race and Ethnicity

(values in parentheses are the census distributions of said race and ethnicities)

	Hispanic	Non Hispanic	Unknown
Asian	0.02%	1.00% (5.36%)	0.53%
Black	0.12%	11.46% (11.82%)	4.29%
Indigenous	0.04%	0.13% (0.10%)	0.04%
Unknown	0.24%	0.12% (0.39%)	0.12%
White	25.93%	36.27% (39.75%)	19.69%
Overall	26.35% (39.26%)	48.99% (57.42%)	24.67%

Distribution by Race, and Ethnicity - cases ineligible for non-disclosure due to prior felony conviction

	Hispanic	Non Hispanic	Unknown
Asian	0.02%	0.35%	0.09%
Black	0.17%	21.85%	5.30%
Indigenous	0.04%	0.07%	0.01%
Unknown	0.10%	0.03%	0.03%
White	29.34%	31.06%	11.54%
Overall	29.67%	53.36%	16.97%

Offense Breakdown

n	percent	literal_dps
874847	0.1286505841	DRIVING WHILE INTOXICATED
620207	0.0912045109	POSS MARIJ < 2OZ
418639	0.0615629383	ASSAULT CAUSES BODILY INJURY FAMILY MEMBER
309363	0.0454933613	THEFT PROP>=\$50 < \$500
222927	0.0327825194	ASSAULT CAUSES BODILY INJ
198304	0.0291615853	POSS CS PG 1 < 1G
182012	0.0267657660	THEFT PROP >=\$20 <\$500 BY CHECK
164502	0.0241908338	UNLAWFUL CARRYING WEAPON
119542	0.0175792431	DRIVING W/LIC INV W/PREV CONV/SUSP/W/O FIN RES
117778	0.0173198382	CRIMINAL TRESPASS
95614	0.0140605122	POSS CS PG 3< 28G
94246	0.0138593411	RESIST ARREST SEARCH OR TRANSP
88071	0.0129512767	AGG ASSLT W/DEADLY WEAPON

Offense Breakdown - Expunction

n	percent	literal_dps
381919	0.0877020071	POSS MARIJ < 2OZ
336313	0.0772292688	ASSAULT CAUSES BODILY INJURY FAMILY MEMBER
298430	0.0685300024	DRIVING WHILE INTOXICATED
155978	0.0358180234	ASSAULT CAUSES BODILY INJ
149335	0.0342925574	UNLAWFUL CARRYING WEAPON
147592	0.0338923034	THEFT PROP >=\$20 <\$500 BY CHECK
134886	0.0309745599	THEFT PROP>=\$50 < \$500
123871	0.0284451293	POSS CS PG 1 < 1G
97160	0.0223113462	DRIVING W/LIC INV W/PREV CONV/SUSP/W/O FIN RES
75840	0.0174155259	CRIMINAL TRESPASS
75101	0.0172458255	RESIST ARREST SEARCH OR TRANSP
73235	0.0168173264	POSS CS PG 3< 28G
68828	0.0158053245	AGG ASSLT W/DEADLY WEAPON

Offense Breakdown - Non-disclosure

n	percent	literal_dps
576417	0.2357105704	DRIVING WHILE INTOXICATED
238288	0.0974416098	POSS MARIJ < 2OZ
174477	0.0713477798	THEFT PROP>=\$50 < \$500
82326	0.0336650522	ASSAULT CAUSES BODILY INJURY FAMILY MEMBER
74433	0.0304374175	POSS CS PG 1 < 1G
66949	0.0273770326	ASSAULT CAUSES BODILY INJ
53385	0.0218303915	OBSTRUCTING HIGHWAY PASSAGEWAY
41938	0.0171494420	CRIMINAL TRESPASS
36040	0.0147376100	THEFT PROP>=\$500 < \$1500
34420	0.0140751536	THEFT PROP >=\$20 <\$500 BY CHECK
33752	0.0138019926	THEFT PROP >=\$1500 < \$20K
29003	0.0118600140	DRIVING WHILE LICENSE INVALID

Geographic Breakdown

county	n	pop_over_18	eligible_cases_per_cap
HARRIS	1055175	3443076	0.3064629
TARRANT	470773	1542027	0.3052949
BEXAR	460417	1481866	0.3107008
DALLAS	436019	1924278	0.2265884
TRAVIS	429832	995896	0.4316033
EL PASO	256607	627206	0.4091271
GALVESTON	134563	262686	0.5122580
HIDALGO	130549	584311	0.2234238

Geographic Breakdown - Expunction

county	n	pop_over_18	eligible_cases_per_cap
HARRIS	632362	3443076	0.18366193
TRAVIS	329075	995896	0.33043109
DALLAS	300822	1924278	0.15632980
TARRANT	245066	1542027	0.15892458
EL PASO	194097	627206	0.30946292
BEXAR	181949	1481866	0.12278371
HIDALGO	112287	584311	0.19216992
GALVESTON	105853	262686	0.40296400

Geographic Breakdown - Non-disclosure

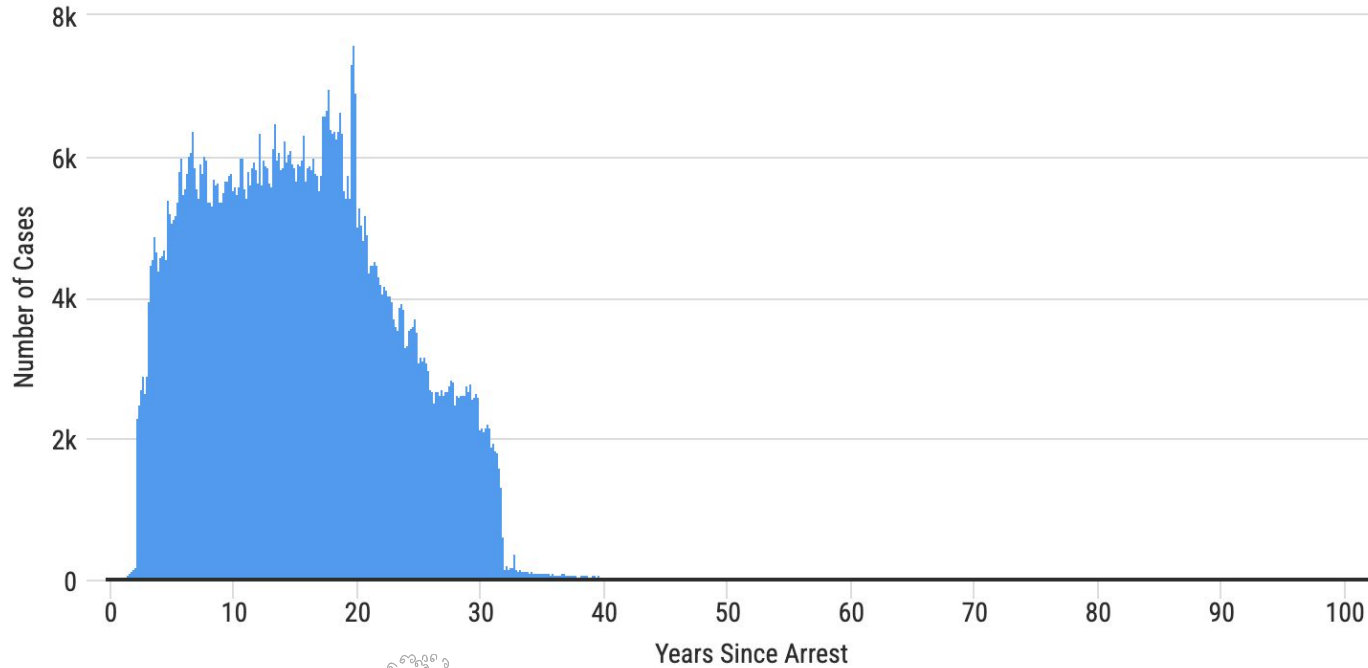
	county	n	pop_over_18	eligible_cases_per_cap
1	HARRIS	422813	3443076	0.122800949
2	BEXAR	278468	1481866	0.187917126
3	TARRANT	225707	1542027	0.146370329
4	DALLAS	135197	1924278	0.070258559
5	TRAVIS	100757	995896	0.101172211
6	DENTON	76883	668327	0.115037998
7	COLLIN	70665	770914	0.091663921
8	EL PASO	62510	627206	0.099664225

Across counties, we are looking at different time periods

	county	n	min_year	max_year
1	HARRIS	422813	1955	2023
2	BEXAR	278468	1967	2023
3	TARRANT	225707	1969	2022
4	DALLAS	135197	1959	2023
5	TRAVIS	100757	1963	2023
6	DENTON	76883	1952	2023
7	COLLIN	70665	1979	2023
8	EL PASO	62510	1970	2023
9	NA	49107	1951	2024
0	BELL	46038	1976	2023
1	FORT BEND	41049	1978	2023
2	MONTGOMERY	39103	1962	2023
3	HAYS	31316	1972	2023
4	WILLIAMSON	29422	1980	2023
5	MCLENNAN	28908	1968	2022
6	GALVESTON	28710	1973	2023

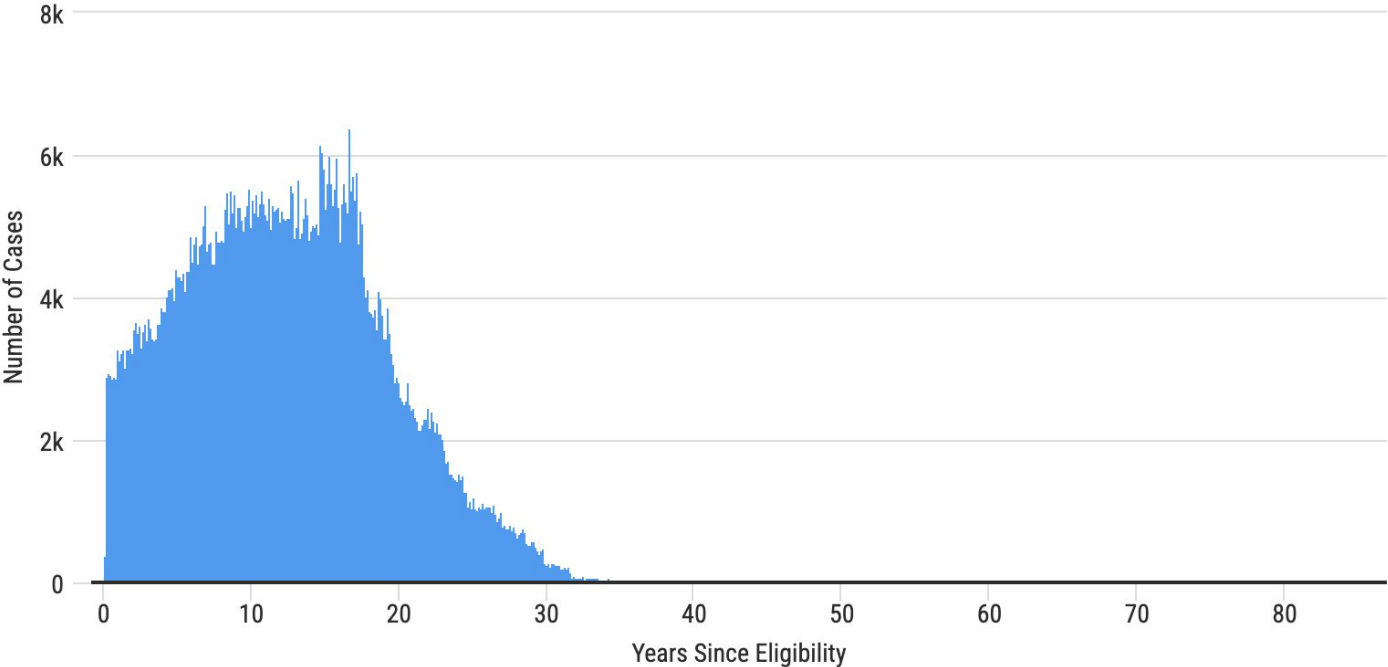
Length of Time Since Arrest

Years Since Arrest, Eligible Cases



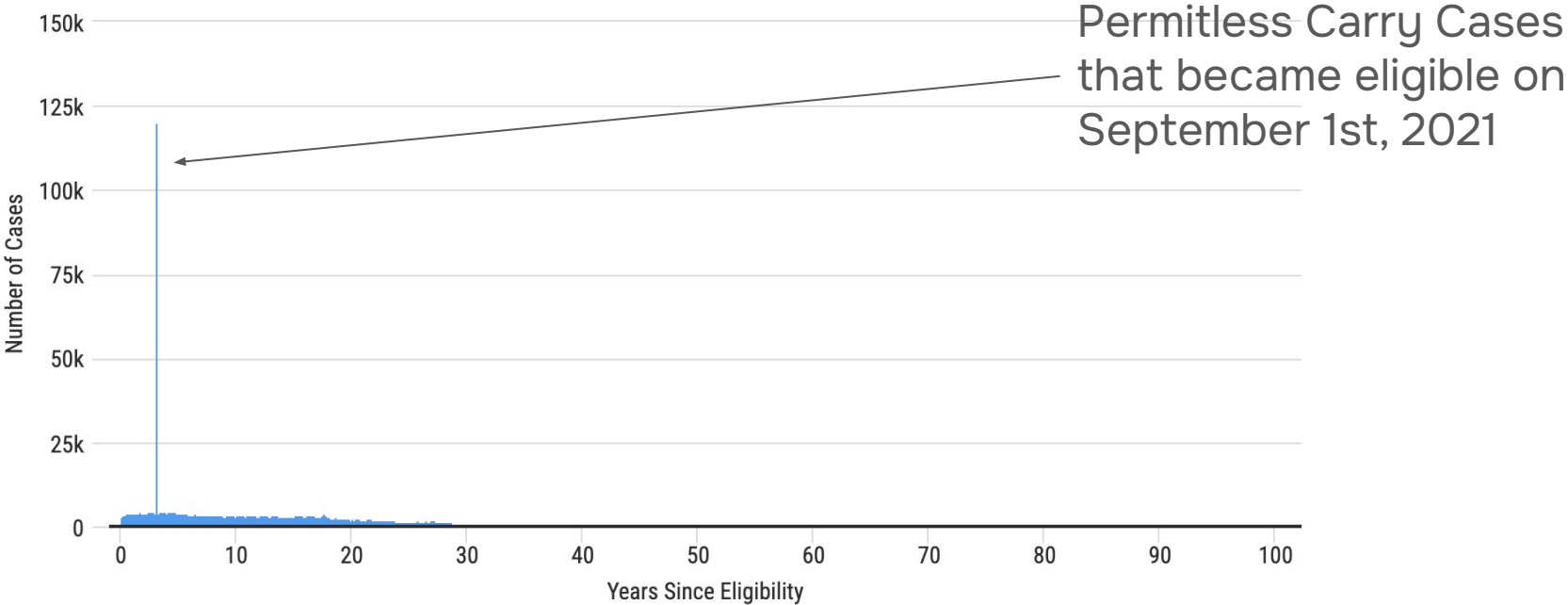
Length of Time Since Eligibility

Years Since Eligibility, All Eligible Cases



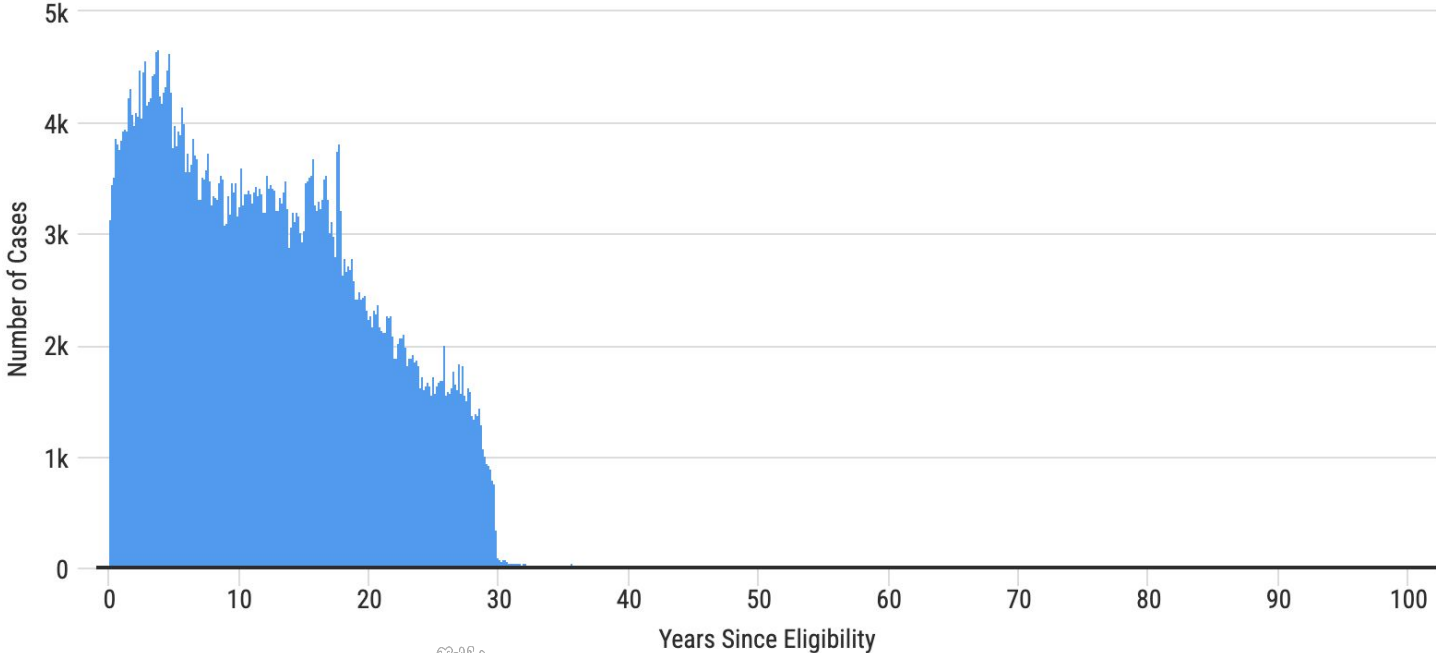
Length of Time Since Eligibility, Expunction Cases

Years Since Eligibility, Expunction Cases



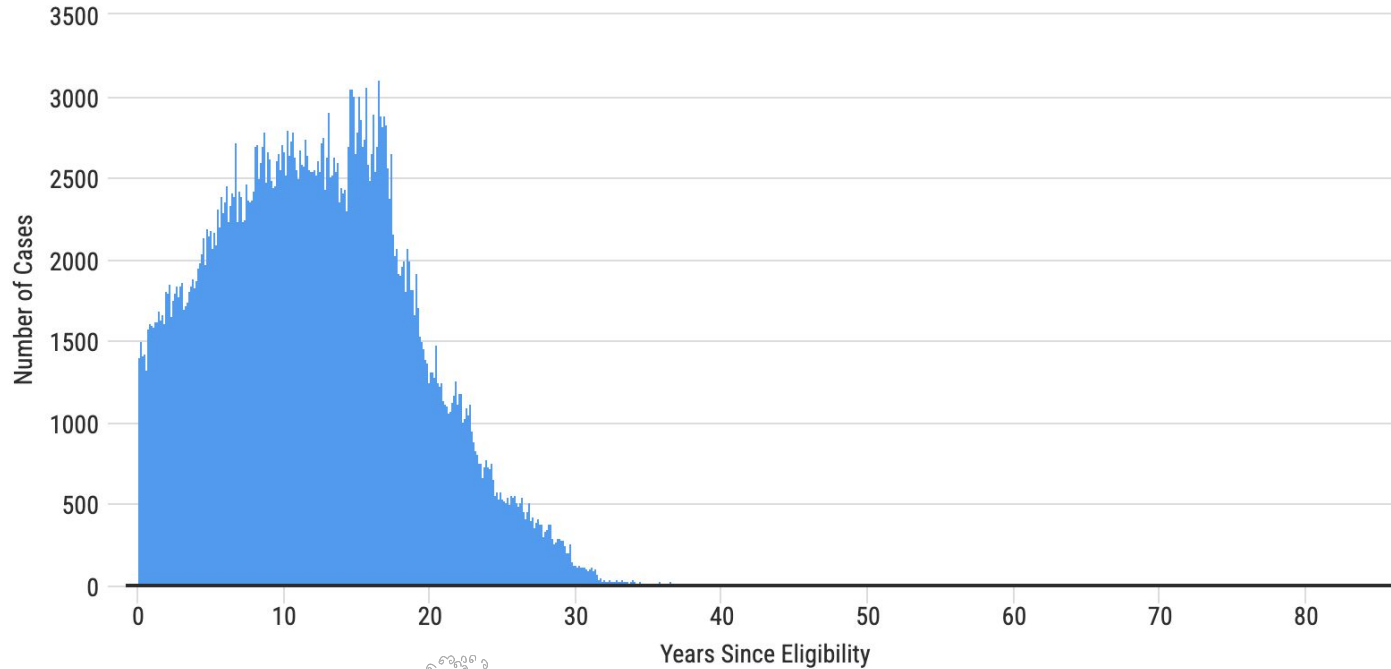
Removing permitless carry cases

Years Since Eligibility, Expunction Cases (Minus Permitless Carry Cases)



Length of Time Since Eligibility, Non-disclosure Cases

Years Since Eligibility, Non-disclosure Cases



5 Year Outlook

- An additional 189,245 expunction cases and 155,639 non-disclosure cases will become eligible in the next 5 years
- This will bring the total to 4,248,678 expunction eligible cases and 1,490,614 non-disclosure eligible cases.